





## BIN BASICS


- Recycling is collect every week on the same day as garbage pickup by a separate truck
- Until you're in Republic's system, there may be a short time between registering and your first recycling day
- Place recycling bin/containers at least 5 feet away from trash or yard waste by 7:00 am on your recycling day
- Everything must be rinsed and clean
- There is no need to sort your recycling or remove any paper labels from items
- To save space in your bin, food cans (take off top/bottom lids) and plastic bottles may be flattened



**METAL**  See photos on picture chart showing examples of accepted metal items


- Metal caps are accepted and must be taken off of the jar or bottle and placed in the bin





**GLASS**  See photos on picture chart showing examples of accepted paper items

- ONLY jars or bottles that contained food and beverages are accepted, (no dishes, mirrors, ceramics, etc.)
- No frosted glass

**PAPER**  See photos on picture chart showing examples of accepted paper items

- If pizza boxes have food residue on the bottom, recycle the clean portion
- Boxboard includes boxes from dry food, baggies, household items, empty rolls from toilet paper, paper towels, gift wrap and other items
- Plastic bags from inside cereal, cracker and other dry food boxes cannot be recycled curbside 
- No WAXED boxes (have a shiny coating) such as boxes from frozen foods, soup, juice, wine, butter/margarine boxes, and some takeout cups/bowls 

**PLASTIC**  See photos on picture chart showing examples of accepted plastic items

- Plastics will have a 1, 2, 3, 4, 5, 6 or 7 **inside** the triangle that looks like this,  usually on the bottom of the container (the number notes what kind of plastic it is)
- Plastics you **CAN** put in your bin - #1, #2, #4, #5, #7  
Some examples would include bottles and jars from water, juice, mustard, salad dressing, peanut butter, mayonnaise, pickles, jelly/jams, yogurt, margarine, cottage cheese, honey, mustard, BBQ sauce, mouthwash, hair care products, aspirin, vitamins
- Plastics you **CANNOT** put in your bin - #3, #6 plastics   
#3 - Unlikely to find as it is most commonly used in the medical and construction industries   
#6 – Includes Styrofoam and the brightly colored plastic plates/cups/bowls made by Solo 
- Plastic water bottle caps should be placed back on water bottle after crushing the bottle.

**IF YOUR BIN IS FULL** 

- Cardboard boxes, storage tubs, trash cans, **clear plastic bags (for empty water bottles only)** may be used as long as they are placed next to the bin and separated from your trash
- Recycling placed in cardboard boxes will be taken since cardboard is a recyclable item
- Should you later decide to use only a trash can, write "Recycle" on it in several places with permanent material such as paint that will not wash off

**QUESTIONS ???** • Please call us at Keep Genesee County Beautiful 810-767-9696 for assistance.